

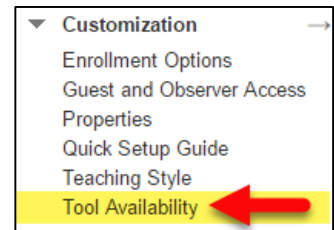
Turning on the ILP Tool in Your Course Section



Blackboard Learn

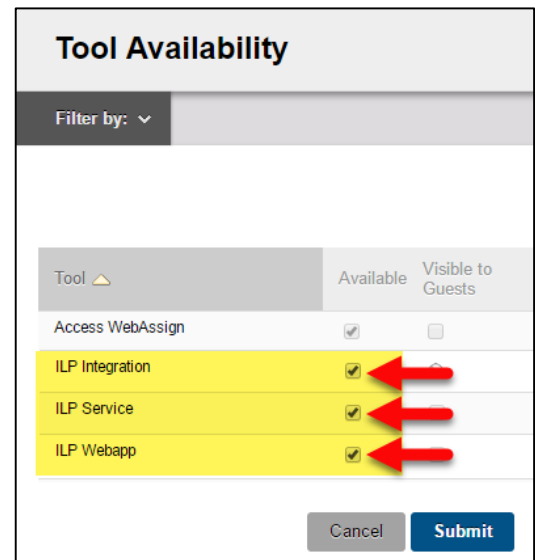
When a grading period is open, faculty may submit a Midterm or Final grade using the ILP Integration tool located within their course shells in Blackboard. You may enable the ILP Tool in the course sections where you will assign Midterm or Final grades through these steps:

1. In your Blackboard course section, scroll down the left of the page to locate the **CONTROL PANEL**. In the Control Panel, click the **CUSTOMIZATION** menu and select **TOOL AVAILABILITY**.



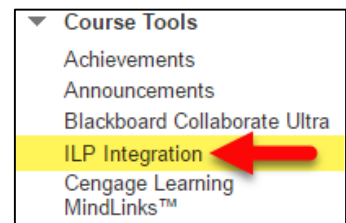
2. On the Tool Availability page, locate the **ILP INTEGRATION**, **ILP SERVICE**, and **ILP WEBAPP** tools.

Check the checkbox for each tool under the **AVAILABLE** column. Then, click the **SUBMIT** button at the bottom of the page.



3. If you are successful, the ILP Integration tool will become available in your Control Panel's Course Tools menu.

See the "First Time Guide to Assigning Midterm or Final Grades through Blackboard ILP" to review how to use this tool to assign grades.



If you have any doubts about this process, [contact Distance Learning](#)