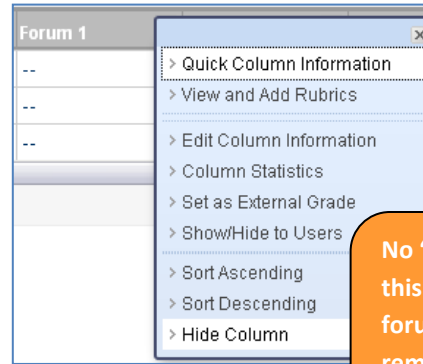


Known Issue: Grade Center Columns Can't Be Deleted

If you have deleted a graded discussion board forum from your course, you may have noticed that you can't delete its associated column from the Grade Center.

You will only be given an option to hide this column due to a known bug in Blackboard. Blackboard is aware of this problem and is working on the issue.



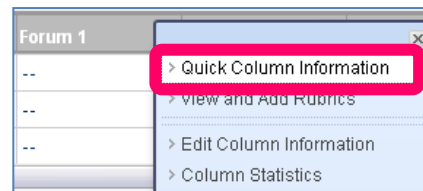
No "Delete" option for this old discussion forum that has been removed from the discussion board.

Suggested Workaround

The good news is that you can do a few changes to the affected column's settings to remove it from view and Grade Center Calculations.

Step 1: Remove the Column from Student's View and Grade Center Calculations

- 1) Click the gray double-down arrow at the head of the column and from the pop-up menu that appears, select "Edit Column Information".



- 2) On the Edit Column Information page, scroll down to part 3 of the form, labeled "Options". Here, make the following changes:

- Set "Include this Column in Grade Center Calculations" to "No"
- Set "Show this Column to Students" to "No".

3. Options

Select **No** for the first option to exclude this Grade second option to hide this column from Students i column statistics to Students in My Grades.

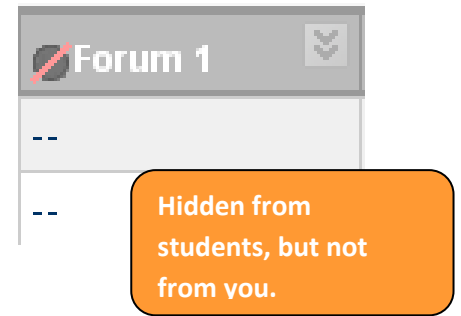
Include this Column in Grade Center Calculations Yes No

Show this Column to Students Yes No

Show Statistics (average and median) for this column to Students in My Grades Yes No

When done, click "Submit"

The column will display with a dark-gray circle icon with a red line, indicating that it is hidden from student view.



Step 2: Hide the Column from Your View of the Grade Center

Now that the column is hidden from students and we know that the column will not be included in Grade Center Calculations, you can hide the column from your view of the Grade Center. Simply click the gray double-down arrow at the head of the column and select the “Hide” option from the pop-up menu that appears.

