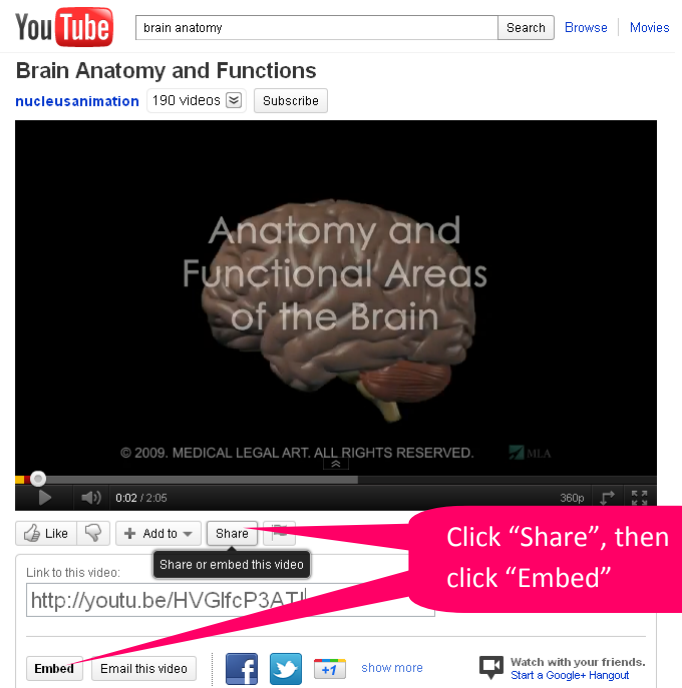


How to Embed a Youtube Video in Your Blackboard Course

For the following steps, please use a Firefox Web browser.

- 1) Go to Youtube and find a video that you want to use in your course.
- 2) When viewing the Youtube video, click the video's "Share Button" to view your sharing options. If the video has an "Embed" button, click it.

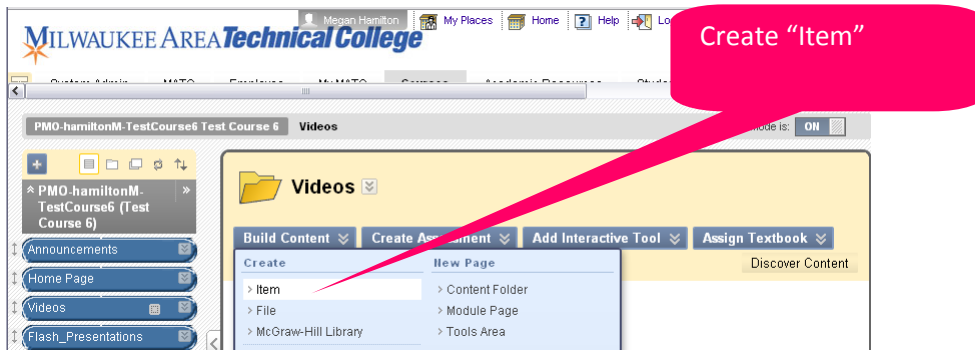


- 3) A small text-box containing the embed code for the video will appear. Completely Highlight the code with your mouse and copy this code.

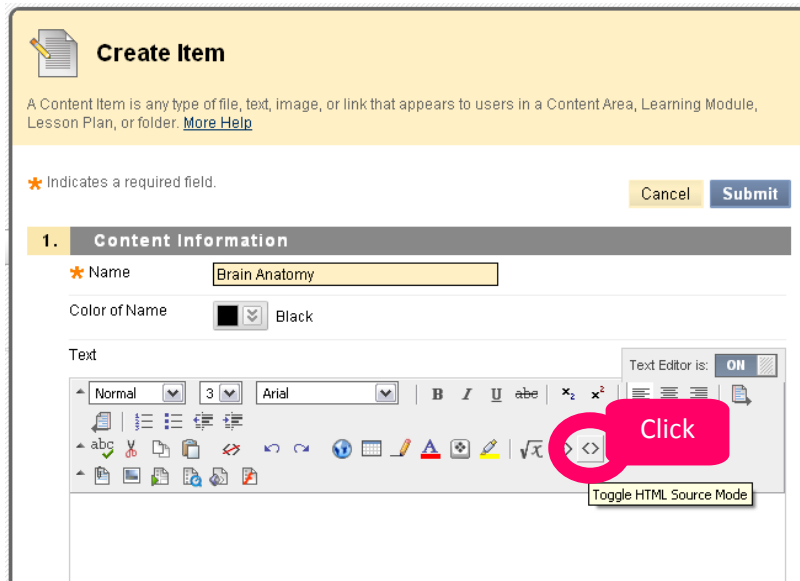


- 4) Next, go to your Blackboard course. In the course, go to a content area, such as "Course Documents".

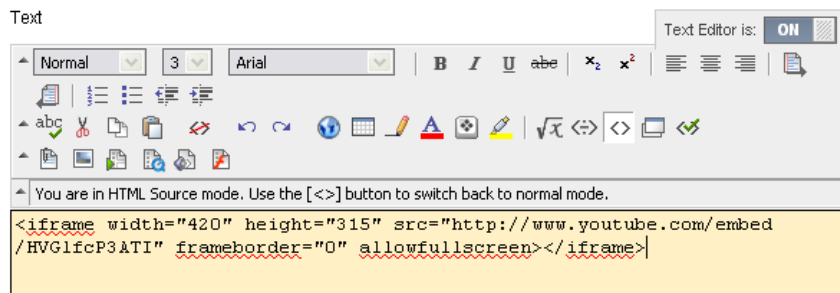
- 5) On the content area page, roll your mouse over the “Build Content” menu and select “Item”.



- 6) On the “Create Item” form that appears, give the item a name. Then, in the text editor, click the <> button to toggle into HTML Source Mode.



- 7) Paste the code you had copied from YouTube in the Text Editor.



- 8) Click Submit.

9) The video will now appear in its own player, embedded in your Blackboard course.

The screenshot displays the Blackboard course interface. On the left is a navigation sidebar with the course name 'PMO-hamiltonM-TestCourse6 (Test Course 6)' and various tool links like 'Announcements', 'Home Page', 'Videos', 'Flash Presentations', 'Faculty Information', and 'Tests'. Below these is a 'COURSE MANAGEMENT' section with a 'Control Panel' containing options like 'Content Collection', 'Course Tools', 'Evaluation', 'Grade Center', 'Users and Groups', 'Customization', 'Packages and Utilities', and 'Help'. A 'Quick Unenroll' button is also present.

The main content area is titled 'Videos' and features a toolbar with 'Build Content', 'Create Assessment', 'Add Interactive Tool', and 'Assign Textbook' buttons, along with a 'Discover Content' link. A video titled 'Brain Anatomy' is displayed in a player. The video content shows a 3D model of a human brain with different regions highlighted in various colors (red, yellow, green, blue, purple). A play button is centered over the brain model. Below the video, there is a copyright notice: '© 2009. MEDICAL LEGAL ART. ALL RIGHTS RESERVED.' and a small logo for 'MLA'.